



Biplanar® 600s

Rotation Free AP and Lateral Imaging

**Imaging in two planes,
with a touch of a button!**



Since its introduction nearly 50 years ago the Biplanar® is proving to be a reliable and trusted method for orthopaedic surgeons.



Swemacimaging™



Biplanar® 600s

Rotation Free AP and Lateral Imaging

The Biplanar® Method

Advantages

- ❖ Rotation-free AP and lateral imaging
- ❖ Simultaneous AP and lateral imaging
- ❖ Shorter operating time, safer surgery
- ❖ Ease of use
- ❖ Mobile

Benefits

- ❖ High degree of precision during surgery
- ❖ Less radiation
- ❖ Less risk of compromising the sterility
- ❖ Safer for the patient
- ❖ Better working conditions for the OR-staff

Features

- ❖ CMOS Detectors
- ❖ Dicom services
- ❖ Positioning lasers
- ❖ WLAN
- ❖ Foot switch





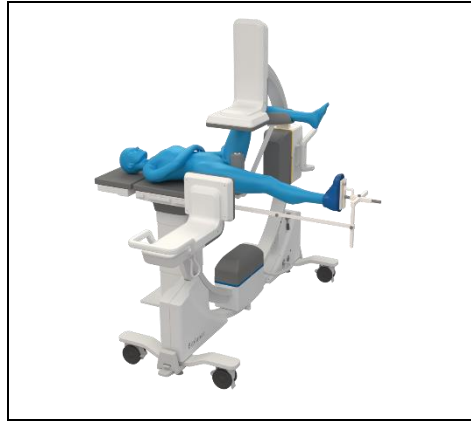
Biplanar® 600s

Rotation Free AP and Lateral Imaging

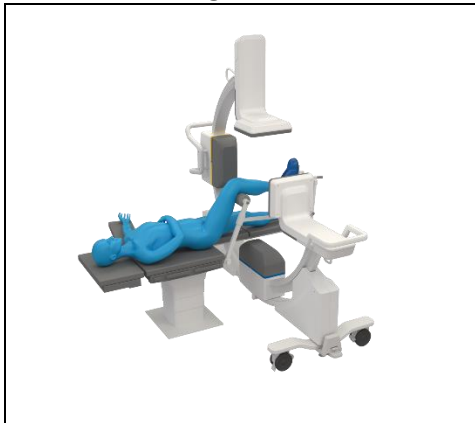
Hip Positioning



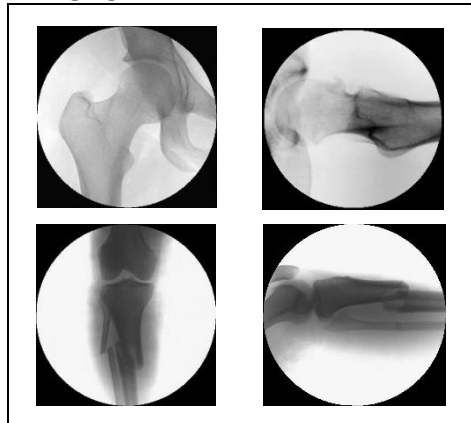
Femur Positioning



Tibia Positioning



Imaging



Function

No rotation combined with easy positioning allow for the highest degree of speed and accuracy for a wide range of orthopaedic surgical procedures.

Quality

The Biplanar® 600s addresses challenges of low dose and high image quality. In the healthcare environment, where time and cost are of utmost importance, the Biplanar® 600s easily meets evolving needs.

Sustainability

The Biplanar® is continuously developed and manufactured in Sweden following strict regulatory protocols.



Biplanar® 600s

Rotation Free AP and Lateral Imaging

About Swemacimaging

Our Passion

We have a legacy of providing a tool to support the best possible method for orthopaedic trauma surgery, the Biplanar® method.

Our passion is providing the healthcare community with reliable tools and first-class support. The wellbeing of patients and medical staff permeate everything we do.

Our History

Swemacimaging was founded on the back of two orthopaedic surgeons in Sweden, who had an idea of a method that would greatly improve the quality of their own orthopaedic surgical work.

Together with SAAB Aerospace the surgeons developed the Biplanar® over 50 years ago.

We are proud to continue to improve on this legacy and spread the gospel of the Biplanar® method to an ever-increasing community of healthcare professionals around the world.

Who We Are

Swemacimaging™ is a Swedish company based in Stockholm. Swemacimaging's™ expertise in orthopaedic surgery stands behind the Biplanar® suite of x-ray machines.

Swemacimaging™ is part of the Scanflex Healthcare Group, which manufactures also high-quality radiation protection garments, the DXL Calscan™ bone densitometer, and radiotherapy products.

Biplanar® - Designed, Developed and Manufactured in Sweden

Måttbandsvägen 12, SE-187 66 Täby, Sweden
Tel: +46 8 522 455 60 | Email: swe@swemacimaging.com
www.swemacimaging.com